

ANCIENT POTTERY

THE PORTLAND COLLECTION



LEARN MORE ABOUT ANCIENT AND CLASSICAL POTTERY AND THEN DESIGN AND MAKE YOUR OWN VASE!

POTTERY IS VERY DURABLE AFTER IT HAS BEEN FIRED. THIS MEANS THAT THERE ARE MANY WONDERFUL EXAMPLES OF CERAMICS FROM THE ANCIENT WORLD WHICH HAVE SURVIVED, JUST LIKE THE ORIGINAL PORTLAND VASE BOUGHT BY DUCHESS MARGARET CAVENDISH HARLEY. THE VASE WAS MADE FROM PORCELAIN AND GLASS AROUND 2,000 YEARS AGO. YOU CAN SEE THE COPY OF THIS FAMOUS VASE IN THE PHOTOGRAPH ABOVE.

ARCHAEOLOGISTS HAVE FOUND POTTERY LIKE THIS TO BE VERY USEFUL FOR THEIR STUDIES. THIS IS BECAUSE IT CAN TELL US A LOT ABOUT LIFE IN THE ANCIENT WORLD. IT CAN TELL US ABOUT THE KINDS OF JOBS CARRIED OUT BY PEOPLE, THE SORTS OF FOOD AND DRINK THEY ENJOYED AND THEIR BELIEFS. READ ON TO LEARN MORE AND THEN HAVE A GO AT DESIGNING YOUR OWN VASE.

TYPES OF ANCIENT GREEK POTTERY

THE PORTLAND COLLECTION

IN ANCIENT GREECE, DIFFERENT SHAPES OF POTS WERE USED FOR DIFFERENT JOBS. TRY TO MATCH UP THE POTS BELOW WITH THEIR CORRECT NAMES AND USES



1.

Name:

Used For



2.

Name:

Used For



3.

Name:

Used For



4.

Name:

Used For



5.

Name:

Used For



6.

Name:

Used For

TYPES OF POTS

- A. Krater - Mixing bowl
 - B. Katharos - Drinking cup
 - C. Hydria - Carrying Water,
 - D. Psykter- Cooling Wine
 - E. Oenochoe - Jug
 - F. Amphora - Carrying Olive Oil/Wine
- (Answers on next page)

WHAT CAN POTTERY TELL US ABOUT LIFE IN ANCIENT GREECE?

THE PORTLAND COLLECTION

(Answers to previous page: 1.C, 2.A, 3.F, 4.B, 5.D, 6. E)




7. In this painting from a piece of ancient pottery, we can see Greek women carrying jugs of water from the public fountain. Women spent most of the day in the house with the other women in their own household and with the children and the slaves. Carrying water was a heavy and tiring job. Look at the picture. Can you think of reasons why Greek women might have enjoyed going to fetch water?

Answer:

8. In ancient times, Greece wasn't a single country like it is today. It was made up of lots of smaller states. These states were always squabbling and often went to war. Sparta and Athens fought a long war, called the Peloponnesian War, for 26 years!

Another famous war was known as the trojan war. In this war, one of the soldiers became one of the most famous of all Greek heroes. His name was Achilles. He is pictured on this vase defeating the warrior Princess Penthesilea. Why do you think the artist wanted to paint this scene?



Answer:

DESIGN YOUR OWN VASE!

THE PORTLAND COLLECTION

USE THE SPACE BELOW TO DRAW THE SHAPE OF THE VASE YOU ARE GOING TO CREATE – IT CAN BE INSPIRED BY THE VASES WE HAVE ALREADY LEARNED ABOUT OR IT CAN BE A BRAND NEW DESIGN. ONCE YOU HAVE DRAWN YOUR VASE, GIVE THIS STYLE A NAME AND DECIDE WHAT IT WILL BE USED TO STORE OR CARRY...

Name of vase:

Used For:

DECORATING CERAMICS IN THE ANCIENT WORLD


THE PORTLAND COLLECTION

PICTORIAL DECORATIONS



Among the pictorial designs found on Greek pottery (the designs featuring pictures from stories) the most popular were the designs inspired by stories of famous heroes or the gods and goddesses, like this vase which shows the goddess of the underworld, Persephone.

Use this space to draw your own pictorial design inspired by your favorite hero



GEOMETRIC DECORATIONS



The oldest style of pottery design in ancient Greece actually used geometric shapes and patterns, like the example shown on the vase above, but after a couple of centuries pictures became more popular.

Use this space to draw your own geometric design with your favorite shapes and patterns



DECORATING CERAMICS IN THE ANCIENT WORLD


THE PORTLAND COLLECTION

FLORAL DECORATIONS



The ancient Egyptians decorated their pottery with designs inspired by nature and plants. For example the cup above is decorated to look like a lotus flower opening up.

Use this space to draw your own floral design inspired by your favorite flowers or plants




MYTHICAL CREATURES IN DECORATIONS



In ancient China they were inspired by mythical creatures like dragons! They also used lots of bright colours.

Use this space to draw your own design featuring your favorite mythical creature like a dragon or unicorn



DECORATE YOUR VASE!

THE PORTLAND COLLECTION

USE THE SPACE BELOW TO DRAW A DECORATION FOR YOUR VASE – IT CAN BE INSPIRED BY ONE OF YOUR FAVOURITE DESIGN IDEAS FROM THE PREVIOUS TWO PAGES OR IT CAN BE A COMBINATION OF DIFFERENT IDEAS. ONCE YOU HAVE DRAWN YOUR DESIGN, EXPLAIN WHICH STYLE/STYLES YOU WERE INSPIRED BY AND WHY...

Which ancient style of decoration inspired you and why?

CREATE YOUR ANCIENT GREEK INSPIRED VASE

THE PORTLAND COLLECTION

TO MAKE YOUR VASE YOU WILL NEED SOME AIR DRY CLAY AND A PAINT BRUSH AND PAINTS.

FIRST, TAKE A BALL OF AIR DRY CLAY ABOUT THE SIZE OF AN ORANGE. PRESS YOUR THUMB INTO THE CENTRE OF THE BALL TO MAKE AN INDENT. THEN, USING YOUR HANDS SQUEEZE AND SHAPE THE CLAY INTO YOUR POT, PULLING THE SIDES UP OR OUT DEPENDING ON THE SHAPE OF YOUR DESIGN. THIS IS CALLED MAKING A PINCH POT! YOU WILL NEED TO BE CAREFUL TO MAKE SURE THAT THE SIDES OF YOUR POT ARE NOT TOO THIN SO THAT IT IS IN DANGER OF COLLAPSING. YOU ALSO WANT TO BE CAREFUL NOT TO LET YOUR CLAY DRY OUT TOO MUCH THAT IT STARTS TO CRUMBLE, SO WORK QUICKLY. ONCE YOU ARE HAPPY WITH THE SHAPE OF YOUR POT, TURN IT UPSIDE DOWN ONTO A HARD SURFACE AND LIGHTLY TAP IT TO CREATE A RIM.

IF YOU WANT TO ADD HANDLES TO YOUR VASE, ROLL OUT SOME WORMS OF CLAY. SCORE THE EDGE OF YOUR POT AND THE ENDS OF YOUR WORM WHERE YOU WANT TO ATTACH THEM. THEN, CAREFULLY, SMOOTH THE HANDLES ONTO THE POT.

NOW YOU HAVE YOUR VASE! LEAVE IT TO DRY FOR AT LEAST 1 DAY AND THEN YOU CAN COME BACK TO IT AND PAINT ON YOUR DESIGN.